

**JADUAL 5.1: HARGA DI LADANG HASILAN TERNAKAN, MALAYSIA, 2020**

*Table 5.1: Ex-Farm Price of Livestock Products, Malaysia, 2020*

<b>KOMODITI</b> <i>Commodity</i>	<b>JAN</b> <i>Jan</i>	<b>FEB</b> <i>Feb</i>	<b>MAC</b> <i>Mar</i>	<b>APR</b> <i>Apr</i>	<b>MEI</b> <i>May</i>	<b>JUN</b> <i>Jun</i>	<b>JUL</b> <i>Jul</i>	<b>OGO</b> <i>Aug</i>	<b>SEP</b> <i>Sep</i>	<b>OKT</b> <i>Oct</i>	<b>NOV</b> <i>Nov</i>	<b>DIS</b> <i>Dec</i>	<b>PURATA</b> <i>Average</i>
<b>AYAM DAGING (HIDUP)</b> <i>Broiler (Live)</i> (RM/kg)	4.85	4.80	4.95	4.20	4.85	5.65	5.35	5.00	5.05	5.15	4.95	5.00	<b>5.00</b>
<b>AYAM KAMPUNG</b> <i>Local Fowl</i> (RM/kg)	8.00	8.00	8.00	8.25	8.35	8.10	8.50	8.50	8.50	8.20	8.35	8.25	<b>8.10</b>
<b>PUYUH PROSES</b> <i>Processed Quail - (RM/kg)</i>	<i>n.a</i>	<i>n.a</i>	<i>n.a</i>	<i>n.a</i>	<i>n.a</i>	<i>n.a</i>	<i>n.a</i>	<i>n.a</i>	<i>n.a</i>	<i>n.a</i>	<i>n.a</i>	<i>n.a</i>	<b><i>n.a</i></b>
<b>AYAM TUA</b> <i>Culled Chicken</i> (RM/kg)	5.50	5.50	5.50	4.95	4.60	5.75	4.85	4.90	5.15	5.50	5.45	5.50	<b>5.60</b>
<b>TELUR AYAM (sen/biji)</b> <i>Chicken Egg (cent/egg)</i>													
Gred A	0.33	0.33	0.33	0.36	0.36	0.35	0.35	0.35	0.34	0.33	0.33	0.34	<b>0.34</b>
Gred B	0.32	0.32	0.32	0.35	0.34	0.33	0.33	0.33	0.32	0.31	0.31	0.32	<b>0.32</b>
Gred C	0.31	0.30	0.31	0.33	0.32	0.30	0.31	0.32	0.30	0.29	0.29	0.31	<b>0.31</b>
<b>TELUR ITIK (sen/biji)</b> <i>Duck Egg (cent/egg)</i>													
Besar ( <i>Large</i> )	0.52	0.52	0.59	0.52	0.52	0.52	0.59	0.51	0.52	0.51	0.52	0.68	<b>0.52</b>
Sedang ( <i>Medium</i> )	0.50	0.50	0.50	0.50	0.50	0.50	0.50	0.50	0.50	0.50	0.50	0.50	<b>0.50</b>
<b>TELUR MASIN (sen/biji)</b> <i>Salted Egg (cent/egg)</i>	<i>n.a</i>	<i>n.a</i>	<i>n.a</i>	<i>n.a</i>	<i>n.a</i>	<i>n.a</i>	<i>n.a</i>	<i>n.a</i>	<i>n.a</i>	<i>n.a</i>	<i>n.a</i>	<i>n.a</i>	<b><i>n.a</i></b>
<b>TELUR PUYUH (sen/biji)</b> <i>Quail Egg (cent/eggs)</i>													
Sedang ( <i>Medium</i> )	<i>n.a</i>	<i>n.a</i>	<i>n.a</i>	<i>n.a</i>	<i>n.a</i>	<i>n.a</i>	<i>n.a</i>	<i>n.a</i>	<i>n.a</i>	<i>n.a</i>	<i>n.a</i>	<i>n.a</i>	<b><i>n.a</i></b>

Sumber : FAMA - Warta Barangan

Source : FAMA

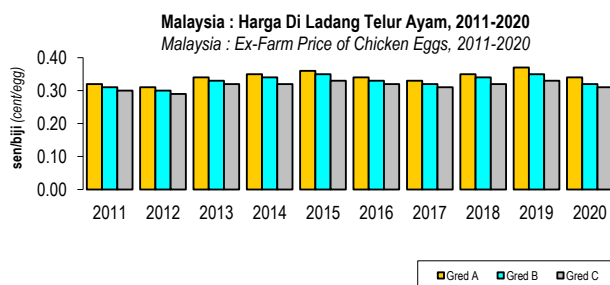
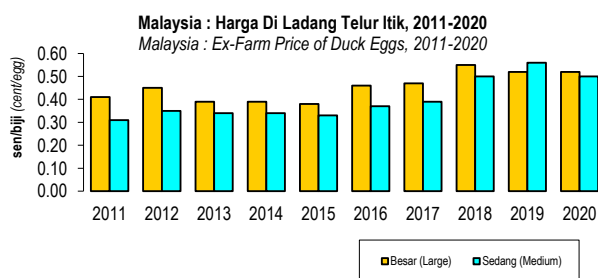
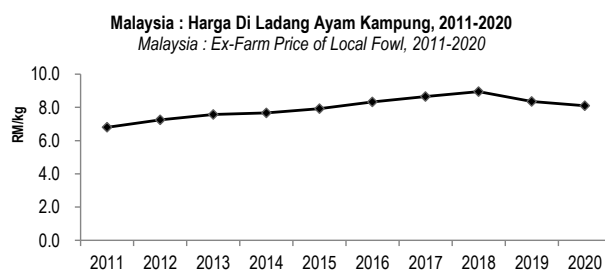
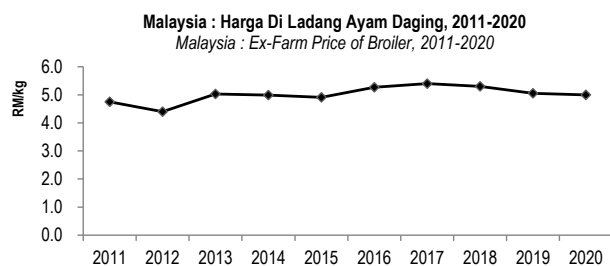
**JADUAL 5.2: SIRI MASA HARGA DI LADANG HASILAN TERNAKAN, MALAYSIA, 2011-2020**

*Table 5.2: Time Series Ex-Farm Price of Livestock Products, Malaysia, 2011-2020*

KOMODITI Commodity	2011	2012	2013	2014	2015	2016	2017	2018	2019	2020
<b>AYAM DAGING (HIDUP)</b>										
<i>Broiler (Live) - (RM/kg)</i>	4.75	4.40	5.03	4.99	4.91	5.27	5.40	5.30	5.05	5.00
<b>AYAM KAMPUNG</b>										
<i>Local Fowl - (RM/kg)</i>	6.80	7.25	7.58	7.67	7.92	8.33	8.65	8.95	8.35	8.10
<b>PUYUH PROSES</b>										
<i>Processed Quail - (RM/kg)</i>	10.50	8.50	8.50	8.52	18.00	<i>n.a</i>	<i>n.a</i>	<i>n.a</i>	<i>n.a</i>	<i>n.a</i>
<b>AYAM TUA</b>										
<i>Culled Chicken (RM/kg)</i>	4.00	3.85	4.03	3.76	5.15	5.17	5.15	5.55	5.35	5.60
<b>TELUR AYAM (sen/biji)</b>										
<i>Chicken Egg (cent/egg)</i>										
Gred A	0.32	0.31	0.34	0.35	0.36	0.34	0.33	0.35	0.37	0.34
Gred B	0.31	0.30	0.33	0.34	0.35	0.33	0.32	0.34	0.35	0.32
Gred C	0.30	0.29	0.32	0.32	0.33	0.32	0.31	0.32	0.33	0.31
<b>TELUR ITIK (sen/biji)</b>										
<i>Duck Egg (cent/egg)</i>										
Besar (Large)	0.41	0.45	0.39	0.39	0.38	0.46	0.47	0.55	0.52	0.52
Sedang (Medium)	0.31	0.35	0.34	0.34	0.33	0.37	0.39	0.50	0.56	0.50
<b>TELUR MASIN (sen/biji)</b>										
<i>Salted Egg (cent/egg)</i>	0.40	0.45	0.59	0.42	0.56	0.68	0.65	0.60	0.60	<i>n.a</i>
<b>TELUR PUYUH (sen/biji)</b>										
<i>Quail Egg (cent/egg)</i>	0.09	0.10	0.10	0.10	0.10	0.09	0.12	0.09	0.09	<i>n.a</i>

Sumber : FAMA - Warta Barangan  
Source : FAMA

*n.a* : tiada maklumat (not available)



**JADUAL 5.3: HARGA BORONG HASILAN TERNAKAN, MALAYSIA, 2020**

*Table 5.3: Wholesale Price of Livestock Products, Malaysia, 2020*

<b>KOMODITI</b> <i>Commodity</i>	<b>JAN</b> <i>Jan</i>	<b>FEB</b> <i>Feb</i>	<b>MAC</b> <i>Mar</i>	<b>APR</b> <i>Apr</i>	<b>MEI</b> <i>May</i>	<b>JUN</b> <i>Jun</i>	<b>JUL</b> <i>Jul</i>	<b>OGO</b> <i>Aug</i>	<b>SEP</b> <i>Sep</i>	<b>OKT</b> <i>Oct</i>	<b>NOV</b> <i>Nov</i>	<b>DIS</b> <i>Dec</i>	<b>PURATA</b> <i>Average</i>
<b>AYAM DAGING (HIDUP)</b> <i>Broiler (Live) - (RM/kg)</i>	5.45	5.45	5.60	4.80	5.60	6.45	6.05	5.70	5.75	5.75	5.55	5.60	<b>5.65</b>
<b>AYAM KAMPUNG</b> <i>Local Fowl - (RM/kg)</i>	11.30	11.15	11.10	10.60	10.65	11.45	10.85	11.10	11.05	11.25	11.10	11.05	<b>11.35</b>
<b>AYAM PROSES (STANDARD)</b> <i>Processed Chicken - (RM/kg)</i>	6.80	6.75	6.85	6.15	6.80	7.60	7.30	6.95	7.00	7.00	6.75	6.80	<b>6.90</b>
<b>AYAM TUA</b> <i>Culled Chicken - (RM/kg)</i>	6.20	6.20	6.15	6.30	6.25	6.40	6.40	6.40	6.35	6.40	6.70	6.60	<b>6.40</b>
<b>PUYUH PROSES</b> <i>Processed Quail - (RM/kg)</i>	16.85	16.70	16.65	12.30	12.35	16.70	15.75	15.90	15.80	15.50	15.65	16.90	<b>15.60</b>
<b>BIRI-BIRI IMPORT (BEKU)</b> <i>Imported Mutton (Frozen) - (RM/kg)</i>	23.50	23.50	23.30	24.45	25.65	23.45	23.70	23.65	23.70	23.60	23.70	24.65	<b>23.05</b>
<b>DAGING KAMBING TEMPATAN</b> <i>Local Mutton - (RM/kg)</i>	37.35	37.40	37.20	39.50	41.60	38.15	38.80	39.20	39.05	39.30	40.35	39.95	<b>38.00</b>
<b>DAGING LEMBU TEMPATAN</b> <i>Local Beef - (RM/kg)</i>	31.65	31.65	31.75	29.95	29.65	31.65	30.15	30.25	30.20	30.35	30.55	30.55	<b>31.80</b>
<b>DAGING LEMBU IMPORT</b> <i>(INDIA NO. 1 - Top Side)</i> <i>Imported Beef (RM/kg)</i>	18.05	17.90	17.80	17.15	17.85	18.30	18.50	18.70	18.40	18.25	17.80	18.00	<b>18.20</b>
<b>DAGING LEMBU IMPORT</b> <i>(INDIA NO. 2 - Silver Side)</i> <i>Imported Beef (RM/kg)</i>	<i>n.a</i>	<i>n.a</i>	<i>n.a</i>	<i>n.a</i>	<i>n.a</i>	<i>n.a</i>	<i>n.a</i>	<i>n.a</i>	<i>n.a</i>	<i>n.a</i>	<i>n.a</i>	<i>n.a</i>	<b><i>n.a</i></b>
<b>TELUR AYAM (sen/biji)</b> <i>Chicken Egg (cent/egg)</i>													
Gred A	0.35	0.35	0.36	0.39	0.38	0.37	0.38	0.38	0.36	0.35	0.35	0.36	<b>0.36</b>
Gred B	0.34	0.33	0.34	0.37	0.37	0.35	0.35	0.36	0.33	0.32	0.32	0.34	<b>0.34</b>
Gred C	0.33	0.32	0.32	0.36	0.35	0.32	0.32	0.34	0.31	0.30	0.30	0.32	<b>0.32</b>
<b>TELUR ITIK (sen/biji)</b> <i>Duck Egg (cent/egg)</i>													
Besar ( <i>Large</i> )	0.60	0.60	0.62	0.61	0.64	0.60	0.60	0.60	0.60	0.59	0.60	0.60	<b>0.60</b>
Sedang ( <i>Medium</i> )	0.56	0.55	0.55	0.55	0.60	0.56	0.55	0.55	0.55	0.54	0.55	0.55	<b>0.54</b>
<b>TELUR MASIN (sen/biji)</b> <i>Salted Egg (cent/egg)</i>	<i>n.a</i>	<i>n.a</i>	<i>n.a</i>	<i>n.a</i>	<i>n.a</i>	<i>n.a</i>	<i>n.a</i>	<i>n.a</i>	<i>n.a</i>	<i>n.a</i>	<i>n.a</i>	<i>n.a</i>	<b><i>n.a</i></b>
<b>TELUR PUYUH (sen/biji)</b> <i>Quail Egg (cent/egg)</i>													
Sedang ( <i>Medium</i> )	0.14	0.13	0.13	0.13	0.12	0.13	0.13	0.14	0.15	0.15	0.16	0.16	<b>0.14</b>

Sumber : FAMA - Warta Barangan

Source : FAMA

Bermula tahun 2019, maklumat Harga Daging Lembu Import India No.2-Silver Side tidak lagi dikumpul oleh FAMA

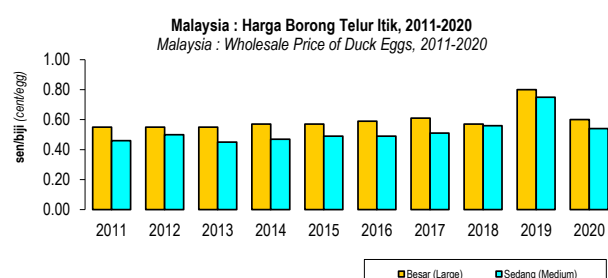
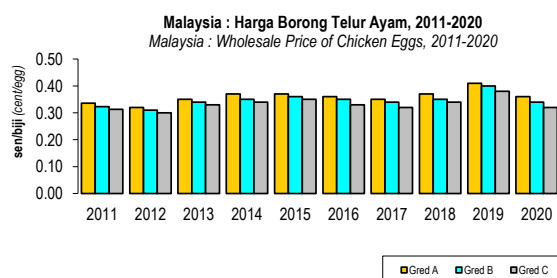
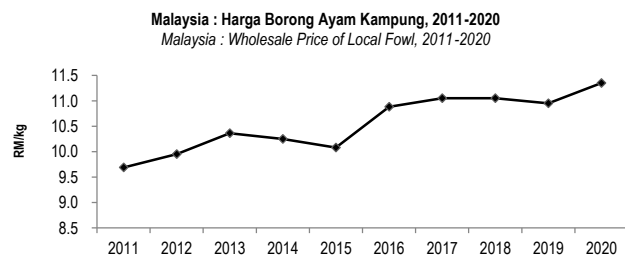
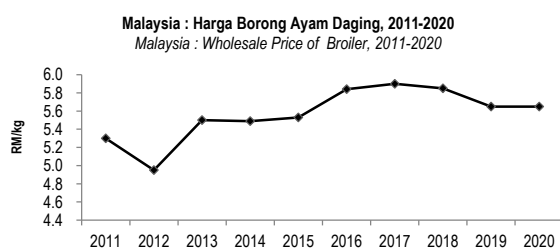
**JADUAL 5.4: SIRI MASA HARGA BORONG HASILAN TERNAKAN, MALAYSIA, 2011-2020**

*Table 5.4: Time Series Wholesale Price of Livestock Products, Malaysia, 2011-2020*

KOMODITI Commodity	2011	2012	2013	2014	2015	2016	2017	2018	2019	2020
<b>AYAM DAGING (HIDUP)</b> <i>Broiler (Live) - (RM/kg)</i>	5.30	4.95	5.50	5.49	5.53	5.84	5.90	5.85	5.65	5.65
<b>AYAM KAMPUNG</b> <i>Local Fowl - (RM/kg)</i>	9.69	9.95	10.36	10.25	10.08	10.88	11.05	11.05	10.95	11.35
<b>AYAM PROSES (STANDARD)</b> <i>Processed Chicken - (RM/kg)</i>	6.80	6.25	6.73	6.55	6.59	7.17	7.35	7.05	7.00	6.90
<b>AYAM PROSES (SUPER)</b> <i>Processed Chicken - (RM/kg)</i>	<i>n.a</i>	<i>n.a</i>	<i>n.a</i>	<i>n.a</i>	<i>n.a</i>	<i>n.a</i>	<i>n.a</i>	<i>n.a</i>	<i>n.a</i>	<i>n.a</i>
<b>AYAM TUA</b> <i>Culled Chicken - (RM/kg)</i>	5.42	5.40	5.63	5.62	6.71	6.63	6.50	6.15	6.30	6.40
<b>PUYUH PROSES</b> <i>Processed Quail - (RM/kg)</i>	13.25	13.55	13.74	14.40	14.63	14.98	15.70	12.30	15.55	15.60
<b>BIRI-BIRI IMPORT (BEKU)</b> <i>Imported Mutton (Frozen) - (RM/kg)</i>	16.67	17.45	17.36	18.77	19.82	20.45	22.40	23.45	22.90	23.05
<b>DAGING KAMBING TEMPATAN</b> <i>Local Mutton - (RM/kg)</i>	25.76	28.25	29.18	30.34	31.32	32.96	35.05	35.45	36.65	38.00
<b>DAGING LEMBU TEMPATAN</b> <i>Local Beef - (RM/kg)</i>	17.56	19.25	21.08	23.97	24.62	26.32	28.65	31.40	30.65	31.80
<b>DAGING LEMBU IMPORT</b> <i>INDIA No. 1 - Top Side (RM/kg)</i>	10.55	11.50	11.94	13.23	13.71	15.03	18.75	19.50	18.20	18.20
<b>DAGING LEMBU IMPORT</b> <i>INDIA No. 2 - Silver Side (RM/kg)</i>	9.53	10.60	11.01	12.11	12.80	13.89	17.75	18.65	<i>n.a</i>	<i>n.a</i>
<b>TELUR AYAM (sen/biji)</b> <i>Chicken Egg (cent/egg)</i>										
Gred A	0.34	0.32	0.35	0.37	0.37	0.36	0.35	0.37	0.41	0.36
Gred B	0.32	0.31	0.34	0.35	0.36	0.35	0.34	0.35	0.40	0.34
Gred C	0.31	0.30	0.33	0.34	0.35	0.33	0.32	0.34	0.38	0.32
<b>TELUR ITIK (sen/biji)</b> <i>Duck Egg (cent/egg)</i>										
Besar (Large)	0.55	0.55	0.55	0.57	0.57	0.59	0.61	0.57	0.80	0.60
Sedang (Medium)	0.46	0.50	0.45	0.47	0.49	0.49	0.51	0.56	0.75	0.54
<b>TELUR MASIN (sen/biji)</b> <i>Salted Egg (cent/egg)</i>	0.60	0.60	0.60	0.64	0.69	0.71	0.75	0.76	1.05	<i>n.a</i>
<b>TELUR PUYUH (SEDANG) - (sen/biji)</b> <i>Quail Egg (Medium) - (cent/egg)</i>	0.11	0.11	0.11	0.12	0.12	0.11	0.12	0.12	0.20	0.14

Sumber : FAMA - Warta Barangan  
Source : FAMA

*n.a* : tiada maklumat (not available)



**JADUAL 5.5 : HARGA RUNCIT HASILAN TERNAKAN, MALAYSIA, 2020**

*Table 5.5 : Retail Price of Livestock Products, Malaysia, 2020*

<b>KOMODITI</b> <i>Commodity</i>	<b>JAN</b> <i>Jan</i>	<b>FEB</b> <i>Feb</i>	<b>MAC</b> <i>Mar</i>	<b>APR</b> <i>Apr</i>	<b>MEI</b> <i>May</i>	<b>JUN</b> <i>Jun</i>	<b>JUL</b> <i>Jul</i>	<b>OGO</b> <i>Aug</i>	<b>SEP</b> <i>Sep</i>	<b>OKT</b> <i>Oct</i>	<b>NOV</b> <i>Nov</i>	<b>DIS</b> <i>Dec</i>	<b>PURATA</b> <i>Average</i>
<b>AYAM DAGING (HIDUP)</b> <i>Broiler (Live) - (RM/kg)</i>	6.30	6.35	6.50	5.90	6.50	7.30	6.90	6.55	6.60	6.65	6.40	6.45	<b>6.75</b>
<b>AYAM KAMPUNG</b> <i>Local Fowl - (RM/kg)</i>	14.70	14.45	14.35	13.55	13.60	14.15	13.60	13.70	13.65	13.40	13.35	13.35	<b>14.30</b>
<b>AYAM PROSES (STANDARD)</b> <i>Processed Chicken - (RM/kg)</i>	8.00	8.10	8.25	7.70	8.05	8.70	8.60	8.30	8.35	8.40	8.05	8.00	<b>8.20</b>
<b>AYAM PROSES (SUPER)</b> <i>Processed Chicken - (RM/kg)</i>	8.95	9.10	9.20	8.75	9.20	9.45	9.45	9.15	9.10	9.20	9.00	8.95	<b>9.10</b>
<b>AYAM TUA</b> <i>Culled Chicken - (RM/kg)</i>	8.25	8.10	8.20	7.85	7.85	8.40	8.40	8.35	8.40	8.25	8.30	8.20	<b>8.25</b>
<b>PUYUH PROSES</b> <i>Processed Quail - (RM/kg)</i>	19.30	19.40	19.30	19.30	17.05	19.25	19.40	19.30	19.30	19.30	19.40	19.30	<b>19.30</b>
<b>BIRI-BIRI IMPORT (PEJAL)</b> <i>Imported Mutton (Lean) - (RM/kg)</i>	26.80	26.85	27.25	28.80	29.65	27.10	28.10	28.00	27.95	28.80	28.65	29.25	<b>27.10</b>
<b>DAGING KAMBING TEMPATAN</b> <i>Local Mutton - (RM/kg)</i>	41.90	41.95	41.90	44.20	45.50	42.75	43.55	43.65	43.75	43.80	44.20	44.40	<b>42.75</b>
<b>DAGING LEMBU TEMPATAN</b> <i>Local Beef - (RM/kg)</i>	34.05	34.10	34.10	33.00	32.50	34.00	32.65	32.80	32.80	32.65	32.80	32.90	<b>34.10</b>
<b>DAGING LEMBU IMPORT</b> (INDIA NO. 1 - Top Side) <i>Imported Beef (RM/kg)</i>	21.80	21.85	21.85	21.45	21.95	21.60	22.00	22.20	22.00	22.15	21.80	21.80	<b>21.45</b>
<b>DAGING LEMBU IMPORT</b> (INDIA NO. 2 - Silver Side) <i>Imported Beef (RM/kg)</i>	<i>n.a</i>	<i>n.a</i>	<i>n.a</i>	<i>n.a</i>	<i>n.a</i>	<i>n.a</i>	<i>n.a</i>	<i>n.a</i>	<i>n.a</i>	<i>n.a</i>	<i>n.a</i>	<i>n.a</i>	<b><i>n.a</i></b>
<b>TELUR AYAM (sen/biji)</b> <i>Chicken Egg (cent/egg)</i>													
Gred A	0.38	0.38	0.38	0.42	0.41	0.40	0.40	0.41	0.39	0.37	0.37	0.38	<b>0.39</b>
Gred B	0.36	0.36	0.36	0.40	0.39	0.38	0.38	0.38	0.36	0.35	0.35	0.36	<b>0.37</b>
Gred C	0.35	0.34	0.34	0.39	0.38	0.35	0.36	0.37	0.34	0.33	0.33	0.34	<b>0.35</b>
<b>TELUR ITIK (sen/biji)</b> <i>Duck Egg (cent/egg)</i>													
Besar (Large)	0.86	0.86	0.88	0.88	0.87	0.86	0.86	0.86	0.86	0.84	0.87	0.87	<b>0.86</b>
Sedang (Medium)	0.76	0.76	0.76	0.76	0.79	0.75	0.75	0.76	0.76	0.76	0.77	0.78	<b>0.76</b>
<b>TELUR MASIN (sen/biji)</b> <i>Salted Egg (cent/egg)</i>	<i>n.a</i>	<i>n.a</i>	<i>n.a</i>	<i>n.a</i>	<i>n.a</i>	<i>n.a</i>	<i>n.a</i>	<i>n.a</i>	<i>n.a</i>	<i>n.a</i>	<i>n.a</i>	<i>n.a</i>	<b><i>n.a</i></b>
<b>TELUR PUYUH (sen/biji)</b> <i>Quail Egg (cent/egg)</i>													
Sedang (Medium)	0.21	0.21	0.20	0.20	0.20	0.20	0.20	0.20	0.20	0.21	0.21	0.21	<b>0.20</b>

Sumber : FAMA - Warta Barangan

Source : FAMA

Bermula tahun 2019, maklumat Harga Daging Lembu Import India No.2-Silver Side tidak lagi dikumpul oleh FAMA

JADUAL 5.6: SIRI MASA HARGA RUNCIT HASILAN TERNAKAN, MALAYSIA, 2011-2020

Table 5.6: Time Series Retail Price of Livestock Products, Malaysia, 2011-2020

KOMODITI Commodity	2011	2012	2013	2014	2015	2016	2017	2018	2019	2020
<b>AYAM DAGING (HIDUP)</b> <i>Broiler (Live) - (RM/kg)</i>	6.35	5.95	6.34	6.33	6.23	6.73	7.15	6.70	6.55	6.75
<b>AYAM KAMPUNG</b> <i>Local Fowl - (RM/kg)</i>	11.75	12.50	10.34	13.12	12.58	13.47	13.90	14.00	14.30	14.30
<b>AYAM PROSES (STANDARD)</b> <i>Processed Chicken - (RM/kg)</i>	7.90	7.40	7.88	7.77	7.82	8.27	8.35	8.35	8.15	8.20
<b>AYAM PROSES (SUPER)</b> <i>Processed Chicken - (RM/kg)</i>	8.65	8.70	8.85	8.90	8.81	9.22	9.25	8.95	9.05	9.10
<b>AYAM TUA</b> <i>Culled Chicken - (RM/kg)</i>	6.75	6.85	7.08	7.10	8.15	8.23	7.85	7.85	7.95	8.25
<b>PUYUH PROSES</b> <i>Processed Quail - (RM/kg)</i>	15.50	16.05	16.50	16.80	17.22	24.00	17.60	16.95	19.35	19.30
<b>BIRI-BIRI IMPORT (PEJAL)</b> <i>Imported Mutton (Lean) - (RM/kg)</i>	20.05	21.10	21.35	22.20	21.27	24.09	25.75	27.20	27.15	27.10
<b>DAGING KAMBING TEMPATAN</b> <i>Local Mutton - (RM/kg)</i>	29.40	31.55	32.55	34.90	35.56	37.22	38.65	39.00	39.80	42.75
<b>DAGING LEMBU TEMPATAN</b> <i>Local Beef - (RM/kg)</i>	20.00	22.00	23.18	26.08	29.84	29.21	31.65	33.75	34.05	34.10
<b>DAGING LEMBU IMPORT</b> <i>INDIA No. 1 - Top Side (RM/kg)</i>	12.35	14.20	14.18	15.20	16.14	17.43	21.00	22.25	21.60	21.45
<b>DAGING LEMBU IMPORT</b> <i>INDIA No. 2 - Silver Side (RM/kg)</i>	11.25	12.40	12.93	13.97	14.61	15.74	19.60	20.10	n.a	n.a
<b>TELUR AYAM (sen/biji)</b> <i>Chicken Egg (cent/egg)</i>										
Gred A	0.36	0.34	0.37	0.38	0.39	0.38	0.37	0.39	0.41	0.39
Gred B	0.35	0.33	0.36	0.37	0.38	0.36	0.36	0.37	0.40	0.37
Gred C	0.33	0.32	0.35	0.36	0.36	0.35	0.34	0.36	0.38	0.35
<b>TELUR ITIK (sen/biji)</b> <i>Duck Egg (cent/egg)</i>										
Besar (Large)	0.65	0.65	0.65	0.68	0.68	0.75	0.75	0.79	0.80	0.86
Sedang (Medium)	0.60	0.60	0.55	0.60	0.63	0.65	0.65	0.78	0.75	0.76
<b>TELUR MASIN (sen/biji)</b> <i>Salted Egg (cent/egg)</i>	0.78	0.75	0.78	0.83	0.87	0.93	1.00	1.00	1.05	n.a
<b>TELUR PUYUH (SEDANG) - (sen/biji)</b> <i>Quail Egg (Medium) - (cent/egg)</i>	0.14	0.16	0.16	0.18	0.19	0.20	0.19	0.19	0.20	0.20

Sumber : FAMA - Warta Barangan  
Source : FAMA

n.a : tiada maklumat (not available)

